







product name		Production location	
Handmade Rosé		Spouwen	
The raw materials are excavated in Weichsel loam layers, the local loam of Aeolian origin dating from the Ice Age. This löss mainly consists of a silt-like fraction, suited ideally for the manufacturing of hand form bricks. By using specific sand types for surface covering, the desired colour is achieved.			
Colour			
a soft shade of yellow to light red			
Format			
Moulding method		Hand form	
M50: 192 x 90 x 49 mm WF: 212 x 101 x 51 mm DF: 215 x 102 x 65 mm M65: 192 x 90 x 65 mm		Between batches the average size and color may slightly differ.	
Essential Characteristics - EN771-1			
		0620-CPR-97882	
Dimensional tolerances	T2		
Range	R1		
Active Soluble Salts	S2		
Mean Compressive strength	$\geq 20 \text{ N/mm}^2$	Tested to the bed face	
Normalized Compressive strength	$\geq 20 \text{ N/mm}^2$	Tested to the bed face	
Dimensional stability	NPD		
Bond Strength general	NPD		
Bond Strength thin layer	NPD		
Reaction to fire	A1	Category	
Water absorption	$\leq 17\% \text{ m/md}$		
Water vapour permeability	5/10		
Net dry density	1640 kg/m ³ (D1)		
Gross dry density	1530 kg/m ³ (D1)		
Thermal conductivity Lambda 50/50	$\leq 0,55 \text{ W/m.K}$		
Durability against freeze thaw	F2		
Dangerous substances	NL-BSB	According to Annex ZA 3	
Other Characteristics			
Initial rate of water absorption - Non-coated Bricks	1,5 - 4.0 kg/m ² .min (IW3)	Value according EN771-1:2011 - 5.3.8	
Initial rate of water absorption - Coated bricks	0,5 - 1,5 kg/m ² .min (IW2)	Value according EN771-1:2011 - 5.3.8	
Freeze/thaw resistance	Zeer vorstbestand	B 27-009	
Thermal conductivity Lambda 90/90	0,60 W/m.K		
Thermal conductivity Lambda Ui	0,644 W/m.K		
Thermal conductivity Lambda Ue	1,27 W/m.K		
			
Storage & handling		Cutting	
<ul style="list-style-type: none"> - Store packs on a clean surface and cover them - Process from multiple packs at the same time - Follow the Vandersanden processing guidelines 		Cutting with power tools may generate dust. This dust may contain silica or quartz particulate which may constitute a hazard. Persons undertaking work of this nature are advised to wear dust masks (FFP3).	
*All our Coated bricks are only coated on the facing sides. Coated products are specially labeled and recognisable with a "C" logo on the top left-hand side of the packaging. Always check if using coated or non-coated bricks. Match the mortar to the specified initial water absorption.			

product name		Production location	
Handmade Rosé		Beek	
The raw materials are excavated in Weichsel loam layers, the local loam of Aeolian origin dating from the Ice Age. This löss mainly consists of a silt-like fraction, suited ideally for the manufacturing of hand form bricks. By using specific sand types for surface covering, the desired colour is achieved.			
Colour			
a soft shade of yellow to light red			
Format			
Moulding method		Hand form	
WF: 209 x 99 x 50 mm DF: 214 x 98 x 66 mm HF: 230 x 90 x 41 mm		Between batches the average size and color may slightly differ.	
Essential Characteristics - EN771-1			
		0620-CPR-53104	
Dimensional tolerances	T2		
Range	R1		
Active Soluble Salts	S2		
Mean Compressive strength	$\geq 25 \text{ N/mm}^2$	Tested to the bed face	
Normalized Compressive strength	$\geq 20 \text{ N/mm}^2$	Tested to the bed face	
Dimensional stability	NPD		
Bond Strength general	0,15 N/mm ²		
Bond Strength thin layer	0,30 N/mm ²		
Reaction to fire	A1	Category	
Water absorption	$\leq 10\% \text{ m/md}$		
Water vapour permeability	50/100		
Net dry density	1900 kg/m ³ (D1)		
Gross dry density	1750 kg/m ³ (D1)		
Thermal conductivity Lambda 50/50	$\leq 0,53 \text{ W/m.K}$		
Durability against freeze thaw	F2		
Dangerous substances	NL-BSB	According to Annex ZA 3	
Other Characteristics			
Initial rate of water absorption - Non-coated Bricks	0,5 - 1,5 kg/m ² .min (IW2)	Value according EN771-1:2011 - 5.3.8	
Initial rate of water absorption - Coated bricks	NPD	Value according EN771-1:2011 - 5.3.8	
Freeze/thaw resistance	NPD	B 27-009	
Thermal conductivity Lambda 90/90	NPD		
Thermal conductivity Lambda Ui	NPD		
Thermal conductivity Lambda Ue	NPD		
			
Storage & handling		Cutting	
<ul style="list-style-type: none"> - Store packs on a clean surface and cover them - Process from multiple packs at the same time - Follow the Vandersanden processing guidelines 		Cutting with power tools may generate dust. This dust may contain silica or quartz particulate which may constitute a hazard. Persons undertaking work of this nature are advised to wear dust masks (FFP3).	
*All our Coated bricks are only coated on the facing sides. Coated products are specially labeled and recognisable with a "C" logo on the top left-hand side of the packaging. Always check if using coated or non-coated bricks. Match the mortar to the specified initial water absorption.			

product name		Production location	
Handmade Rosé		Lanklaar	
The raw materials are excavated in Weichsel loam layers, the local loam of Aeolian origin dating from the Ice Age. This löss mainly consists of a silt-like fraction, suited ideally for the manufacturing of hand form bricks. By using specific sand types for surface covering, the desired colour is achieved.			
Colour			
a soft shade of yellow to light red			
Format			
Moulding method		Hand form	
WF: 212 x 101 x 51 mm DF: 215 x 102 x 65 mm		Between batches the average size and color may slightly differ.	
Essential Characteristics - EN771-1			
		0620-CPR-97884	
Dimensional tolerances	T2		
Range	R1		
Active Soluble Salts	S2		
Mean Compressive strength	$\geq 20 \text{ N/mm}^2$	Tested to the bed face	
Normalized Compressive strength	NPD	Tested to the bed face	
Dimensional stability	NPD		
Bond Strength general	$0,15 \text{ N/mm}^2$		
Bond Strength thin layer	$0,30 \text{ N/mm}^2$		
Reaction to fire	A1	Category	
Water absorption	$\leq 17\% \text{ m/md}$		
Water vapour permeability	5/10		
Net dry density	$1640 \text{ kg/m}^3 \text{ (D1)}$		
Gross dry density	$1530 \text{ kg/m}^3 \text{ (D1)}$		
Thermal conductivity Lambda 50/50	$\leq 0,55 \text{ W/m.K}$		
Durability against freeze thaw	F2		
Dangerous substances	NL-BSB	According to Annex ZA 3	
Other Characteristics			
Initial rate of water absorption - Non-coated Bricks	$1,5 - 4,0 \text{ kg/m}^2 \cdot \text{min (IW3)}$	Value according EN771-1:2011 - 5.3.8	
Initial rate of water absorption - Coated bricks	$0,5 - 1,5 \text{ kg/m}^2 \cdot \text{min (IW2)}$	Value according EN771-1:2011 - 5.3.8	
Freeze/thaw resistance	NPD	B 27-009	
Thermal conductivity Lambda 90/90	$0,60 \text{ W/m.K}$		
Thermal conductivity Lambda Ui	$0,644 \text{ W/m.K}$		
Thermal conductivity Lambda Ue	$1,27 \text{ W/m.K}$		
			
Storage & handling		Cutting	
<ul style="list-style-type: none"> - Store packs on a clean surface and cover them - Process from multiple packs at the same time - Follow the Vandersanden processing guidelines 		Cutting with power tools may generate dust. This dust may contain silica or quartz particulate which may constitute a hazard. Persons undertaking work of this nature are advised to wear dust masks (FFP3).	
*All our Coated bricks are only coated on the facing sides. Coated products are specially labeled and recognisable with a "C" logo on the top left-hand side of the packaging. Always check if using coated or non-coated bricks. Match the mortar to the specified initial water absorption.			